

0

1

2

3

4

5

years

## Make a Paper Whistle

Making a paper whistle to show children how sound is made through vibrations.

### You will need:


A piece of paper  
20 cm long and  
10cm wide




Scissors




### How to:



Fold the rectangle of paper in half.



Cut out a small triangle on the folded side.



Fold back the two edges and place them against your mouth. Blow!